

Sight Reading and Scales ( by Instrument).

Please EMAIL your Orchestra Director if there are any questions.

Directions: If you have your instrument, set a 30 second timer to study the excerpt. Then, begin playing at the indicated tempo. If you do NOT have your instrument, write in the note names and clap the rhythms.

Week 1: Quarter Note = 70

Musical score for Week 1, Quarter Note = 70. The score is written for Violin (Vn), Viola (Va), and Cello/Double Bass (C/B). The key signature is one sharp (F#) and the time signature is 3/4. The music consists of a single melodic line in each instrument, primarily using quarter and half notes.

Week 2: Quarter Note = 85

Musical score for Week 2, Quarter Note = 85. The score is written for Violin (Vn), Viola (Va), and Cello/Double Bass (C/B). The key signature is one sharp (F#) and the time signature is 4/4. The music includes dynamic markings of forte (*f*) and mezzo-piano (*mp*).

Week 3: Quarter Note = 100







Musical score for Week 3, Quarter Note = 100. The score is written for Violin (Vn), Viola (Va), and Cello/Double Bass (C/B). The key signature is one sharp (F#) and the time signature is 3/4. The music includes a dynamic marking of forte (*f*).

Week 4: Quarter Note = 70

Musical score for Week 4, Quarter Note = 70. The score is written for Violin (Vn), Viola (Va), and Cello/Double Bass (C/B). The key signature is one flat (Bb) and the time signature is 4/4. The music includes a dynamic marking of forte (*f*).

# Scales

- Draw your clef and the key signature.
- Write the Key Signature Letter in the box provided.
- Draw your scale and provide letter names below.



# SRO Symphony/Chamber Scales

with suggested standard fingering (Simandl)

## Bass

Roman Numerals indicate positions  
*sim.*: *simile*, continue in a similar manner  
 "-" indicates a stretch between 1st & 2nd fingers, resulting in a whole step  
 "T" indicates thumb

**Sr. Regional & All-State Bowings:**  
 Ascending: 2 slurred, 2 separate martele  
 Descending: 4 slurred

**Martele:** literally "hammered," a type of bow stroke where notes are played with an even weight from one end of the bow to the other with a lightly hammered attack.

**F Major**

**G Major**

**A Major**

**E Major**

**Bb Major 1/2**

**B Major**

## B Melodic Minor

B Melodic Minor scale notation in bass clef. The scale is written in B minor (two sharps). Fingerings are indicated by numbers 1-4. The notation includes slurs, accents, and a 'sim.' marking. Chord symbols I, III, V, and III are placed above the notes.

## F Melodic Minor

F Melodic Minor scale notation in bass clef. The scale is written in F minor (one flat). Fingerings are indicated by numbers 1-4. The notation includes slurs, accents, and a 'sim.' marking. Chord symbols III, IV, and II are placed above the notes.

## G Melodic Minor

G Melodic Minor scale notation in bass clef. The scale is written in G minor (two flats). Fingerings are indicated by numbers 1-4. The notation includes slurs, accents, and a 'sim.' marking. Chord symbols I, II, IV, V, III, and II are placed above the notes.

## A Melodic Minor

A Melodic Minor scale notation in bass clef. The scale is written in A minor (no sharps or flats). Fingerings are indicated by numbers 1-4. The notation includes slurs, accents, and a 'sim.' marking. Chord symbols I, III, V, VI, IV, III, and I are placed above the notes.

## E Melodic Minor

E Melodic Minor scale notation in bass clef. The scale is written in E minor (one sharp). Fingerings are indicated by numbers 1-4. The notation includes slurs, accents, and a 'sim.' marking. Chord symbols I, II, III, and II are placed above the notes.

Roman Numerals indicate positions  
*sim.*: simile, continue in a similar manner  
 "-" indicates extension

# SRO Symphony/Chamber Scales

with suggested standard fingering

## Cello

**Sr. Regional & All-State Bowings:**  
 Ascending: 2 slurred, 2 separate martele  
 Descending: 4 slurred

**Martele:** literally "hammered," a type or bow stroke where notes are played with an even weight from one end of the bow to the other with a lightly hammered attack.

**A $\flat$  Major**

**E $\flat$  Major**

**C Major**

**G Major**

**D Major**

**A Major**

C Melodic Minor

I 2 sim. IV III V VII V III IV I

G Melodic Minor

I 2 sim. IV VII IX XI IX VII IV I

D Melodic Minor

I 1- 2 sim. IV VI VIII VI IV I

A Melodic Minor

I 1- 2 sim. III V VIII XII X VIII IV I

E Melodic Minor

II 4 -1 2 4 sim. 2 III II V VII IX VII IV I x4 2

Roman Numerals incate positions  
 L=low H=high  
*sim.*: *simile*, continue in a similar manner

# SRO Symphony/Chamber Scales

with suggested standard fingerings

## Viola

**Sr. Regional & All-State Bowings:**  
 Ascending: 2 slurred, 2 separate martele  
 Descending: 4 slurred

**Martele:** literally "hammered," a type of bow stroke where notes are played with an even weight from one end of the bow to the other with a lightly hammered attack.

Ab Major

Eb Major

C Major

G Major

D Major

A Major

C Melodic Minor

musical notation for C Melodic Minor scale, showing bass and treble clefs, with fingering and articulation markings such as 'sim.', 'III', 'V', and 'I'.

G Melodic Minor

musical notation for G Melodic Minor scale, showing bass and treble clefs, with fingering and articulation markings such as 'sim.', 'III', 'VI', 'IX', and 'I'.

D Melodic Minor

musical notation for D Melodic Minor scale, showing bass and treble clefs, with fingering and articulation markings such as 'sim.', 'III', 'VI', and 'I'.

A Melodic Minor

musical notation for A Melodic Minor scale, showing bass and treble clefs, with fingering and articulation markings such as 'sim.', 'IV', 'VII', 'IX', and 'I'.

E Melodic Minor

musical notation for E Melodic Minor scale, showing bass and treble clefs, with fingering and articulation markings such as 'sim.', 'IV', 'VII', 'IV', and 'II'.



Roman Numerals indicate positions  
 L = low H = high  
*sim.*: *simile*, continue in a similar manner

# SRO Symphony/Chamber Scales

with suggested standard fingering

**Sr. Regional & All-State Bowings:**  
 Ascending: 2 slurred, 2 separate *martele*  
 Descending: 4 slurred

**Martele:** literally "hammered," a type of bow stroke where notes are played with an even weight from one end of the bow to the other with a lightly hammered attack.

## Violin

The sheet music displays five major scales for violin, each with ascending and descending passages. The scales are: Ab Major, Eb Major, G Major, D Major, and A Major. Roman numerals (I through X) indicate finger positions. Fingering numbers (1-4) are provided for each note. Bowing instructions include slurs, *sim.* (simile), and *martele* (H3). The scales are written in treble clef with a 2/4 time signature.

E Major

sim. IV VII X VII IV I

C Melodic Minor

sim. V VIII V III

G Melodic Minor

sim. III V I

D Melodic Minor

sim. III VI IX VI III I

A Melodic Minor

sim. III VI III I

B Melodic Minor

sim. VII IV II